

الهل وس و آل هأ  
Welcome

Bienvenue  
Mirë  
se  
vjen

Bem-vindos

歡迎光臨

Benvenuti

환영합니다

Bienvenido

ようこそ

Congratulations on your acceptance to the University of Northern Iowa (UNI) Culture & Intensive English Program (CIEP)! We are pleased that you have chosen to study with us.

Now that you have been accepted to CIEP, you will need to apply for your student visa and begin to make travel and housing arrangements. In this booklet, you will find the following information:

- Visa Information & Tips (Pages 2-5)
- Housing Information (Page 6-7)
- Next Steps (Page 8-9)

Please review this information carefully and contact the CIEP Office at [ciepadmissions@uni.edu](mailto:ciepadmissions@uni.edu) or by phone at (319)-273-2182 if you have any questions.

Welcome to UNI CIEP!

---

Carolina Coronado-Park, Director  
UNI Culture & Intensive English Program

**UNI**

University of Northern Iowa.  
Culture & Intensive English Program

# Step 1 Apply for your student visa

## F-1 or J1 Student Visas

F-1 or J1 Student visas are for individuals who intend to study in the United States. With an F-1 or J1 visa, a spouse and unmarried children under the age of 21 may accompany the international student to the U.S. Generally, these dependents may not be employed in the U.S. but may attend school as part-time students.

## Visa Application Process

In your admission packet, you will find your I-20 Form, admission letter and SEVIS receipt. Now that you have these forms, you can apply for a visa at the United States Embassy or Consulate closest to your place of residence. To find the Embassy closest to you, visit: [www.usembassy.gov](http://www.usembassy.gov).

## Visa Interviews

To apply for an F-1 or J1 Student Visa, you will need the following:

- Form I-20 (included in this packet)
- SEVIS I-901 Receipt (<https://www.fmjfee.com/i901fee/index.html#>)
- Online Nonimmigrant Visa Electronic Application ([http://travel.state.gov/visa/forms/forms\\_4230.html](http://travel.state.gov/visa/forms/forms_4230.html))
- A passport (valid for at least six months)
- One (1) 2x2 photograph
- MRV fee receipt to show payment of the visa application fee
- UNI CIEP Admission Letter

If possible, it may be a good idea to bring the following items to your interview:

- Transcripts and diplomas
- Scores from standardized tests such as TOEFL, SAT, GRE
- Financial evidence that shows you, or the individuals sponsoring you, have sufficient funds to cover your expenses

During your visa interview, be prepared to answer questions regarding:

- Your major field or purpose of studying
- Your decision to attend UNI CIEP
- Financial plans for paying for your studies
- Your intent to return to your home country after completion of your studies

## Immigration Procedures

When you arrive at the airport, show the immigration official your UNI I-20 Form and your passport. The immigration official should stamp your I-20 form and passport and give you a stamped or electronic I-94 Departure Record.

## Retaining your F-1 Status

To retain F-1 visa status, a student must attend a full course of study (20 hours per week) in the Culture and Intensive English Program. Students must complete four consecutive CIEP sessions before being allowed to take time off from studying. Failure to be enrolled for a full course of study is considered a violation of the F-1 student status and places the student in a deportable situation.

Employment Opportunities are limited for international students. F-1 students are only allowed to work under specific circumstances. On-campus employment is permitted up to 20 hours per week. However, off-campus employment is limited to internship or other work-study programs that may be required for a specific degree.

## Visa Denial Information

If consular officials find you ineligible for a visa:

- Collect all your submitted documentation from the embassy. Consular officials must also give you a written reason for denial.
- If you wish to apply for another session, contact the CIEP Office to request deferring your admission to a later session
- Once you receive your new I-20 form, you may re-apply for your visa.

## Additional Visa Resources

### US. Department of State Visa Information

[http://travel.state.gov/visa/temp/types/types\\_1268.html](http://travel.state.gov/visa/temp/types/types_1268.html)

### Education USA Visa Information for ESL Students

[http://www.educationusa.info/5\\_steps\\_to\\_study/esl\\_step\\_4\\_apply\\_for\\_your\\_student\\_visa.php#top](http://www.educationusa.info/5_steps_to_study/esl_step_4_apply_for_your_student_visa.php#top)

### U.S. Homeland Security Applying for a Visa

<http://studyinthestates.dhs.gov/students/getting-a-visa>

### SEVIS Information

<https://studyinthestates.dhs.gov/paying-the-i-901-sevis-fee>

**SEVIS school Code for UNI  
OMA214F00208000**

# VISA INFORMATION

## Visa Application Process

Upon receipt of your I-20 or DS-2019 from the University of Northern Iowa, apply for a visa at the United States Embassy or Consulate closest to your place of residence. For a complete list of requirements and specific information on how to pay the visa fee, visit [usembassy.gov](http://usembassy.gov). Visas cannot be issued more than 90 days prior to the program start date on your I-20/DS-2019. But don't wait until then. Start gathering necessary documents for your student visa application.

F-1 and J-1 students are required to pay a one-time, non-refundable I-901 SEVIS (Student and Exchange Visitor Information System) fee prior to the visa appointment. The fee for F-1 students is \$200; it is \$180 for J-1 students. The fee is payable at the Immigration and Customs Enforcement (ICE) website—[fmjfee.com](http://fmjfee.com).



## Items needed during your visa interview:

- I-20 or DS-2019. (Be sure to sign your form)
- Valid passport
- School admission letter
- Completed visa application with required photographs
- I-901 SEVIS fee and visa application receipt
- Financial documents showing how you will pay for your educational and living expenses for at least one year

## Be prepared to answer questions concerning:

- Your major field of study
- Your decision to attend UNI
- Sources of money for your studies
- Your intent to return to your home country after completion of your studies in the United States

## If consular officers find you ineligible for a visa:

- They must return all documents to you
- They must give you written reasons for the denial
- You may secure additional documentation as needed, and reapply

“Thanks to the organizations and opportunities that UNI has offered, I’ve been able to meet a lot of new people and friends. I have found a new family at UNI.”

Astrid,  
Communication Electronic Media  
and Leadership Major  
San Salvador, El Salvador





## HELPFUL RESOURCES

### Visa Process for F-1 Visa

- [studyinthestates.dhs.gov/students](https://studyinthestates.dhs.gov/students)
- [travel.state.gov/content/visas/english/study-exchange/student.html](https://travel.state.gov/content/visas/english/study-exchange/student.html)
- [educationusa.info/pages/students/visa](https://educationusa.info/pages/students/visa)

### Visa Process for J-1 Visa

- [studyinthestates.dhs.gov/exchange-visitors](https://studyinthestates.dhs.gov/exchange-visitors)
- [travel.state.gov/content/visas/english/study-exchange/exchange.html](https://travel.state.gov/content/visas/english/study-exchange/exchange.html)
- [j1visa.state.gov/participants](https://j1visa.state.gov/participants)

### Visa Denial Information

- [travel.state.gov/content/visas/english/general/denials.html](https://travel.state.gov/content/visas/english/general/denials.html)

### For any further questions on your UNI immigration status please contact:

Immigration and Advising Coordinator  
 International Students and Scholars Office  
 University of Northern Iowa  
 Email: [international.services@uni.edu](mailto:international.services@uni.edu)

## Arriving in the United State

When planning the date of your arrival, please be aware that you are not eligible to enter the United States more than 30 days prior to or after the start date on your I-20/DS-2019. Make sure to carry your immigration documents with you on the plane. Do not check them with your luggage.

United States immigration officials at the port of entry will make the final determination about your admissibility as a student. You will need the following immigration documents to enter into the United States:

- Valid passport
- Valid F or J visa in your passport
- Form I-20 or Form DS-2019

### For initial admission, you must:

- Show the immigration official the UNI Form I-20/DS-2019 and your passport
- Attend the school specified on your visa

### The immigration official should:

- Examine your Form I-20/DS-2019 and return it to you
- Stamp your passport

## Immigration procedures to follow when transferring to UNI from another university in the United States:

If you travel outside the United States before coming to UNI:

- Inform the International Student Adviser at your current school of your intent to transfer to UNI. Your adviser should make the necessary entry into SEVIS.
- Obtain Form I-20 from UNI.
- Be sure that your F-1 visa is valid or obtain a new visa.
- Present your UNI Form I-20 to immigration officials upon reentry to the United States.
- Upon arrival, bring the UNI I-20 and your passport to the International Students and Scholars Office (ISSO) for immigration check in.

If you come directly to UNI without leaving the United States, bring the UNI I-20 and your passport to the ISSO for immigration check in.

# Step 2 Apply for Housing

## Applying to live on-campus

If you are planning to live on-campus in the residence halls, you must complete the Residence Hall and Dining Contract online. Follow these steps to complete the contract:

1 Go to <https://uhd.uni.edu/housing> . Click on "Access the Housing Contract Portal."

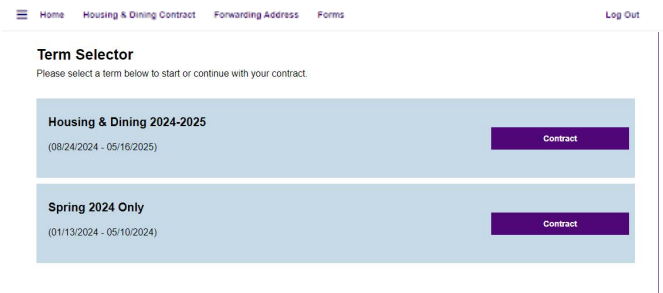
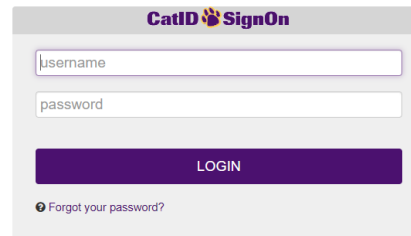
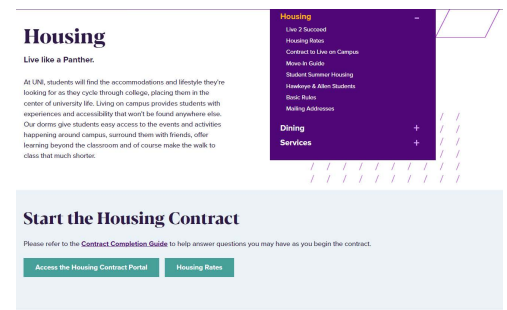
2 Log into the housing contract portal with your CatID and password. (This information is listed on your admission letter.)

3 At the top of the page, click on the word, "Housing and Dining Contract."

You will be asked to provide information about yourself and your lifestyle. Then you will be given the option to choose a meal plan, select a roommate, and request special accommodations if you have a disability. After filling out the information, you will be asked to agree to the Terms and Conditions.

4 There is a \$50 non-refundable application fee with the housing contract. It's part of the Admissions Acceptance fee that can be deferred.

\*Note: If you have difficulty completing this contract, contact the CIEP office or the UNI Housing & Dining by phone (+1-319-273-2333), or e-mail: [housing@uni.edu](mailto:housing@uni.edu).



# Housing Options

UNI has ten dorms. Each dorm has live-in staff to ensure a safe and friendly living environment. Several of the dorms have a dining center attached to the building.

For more information about dorms, visit:  
[uhd.uni.edu/housing](http://uhd.uni.edu/housing)

		AIR CONDITIONING	ELEVATORS	HANDICAP. ACCES.	SUITES	COMPUTER LAB	CARPETED ROOMS	LOFTS PROVIDED	SINK IN ROOM	SUBSTANCE FREE	NON ACADEMIC LEARNING COMMUNITIES	UPPERCLASS HOUSES	SPRINGBOARD HOUSES	ACADEMIC LEARNING COMMUNITIES
Bender	CO		■			■	■		■	■	■		■	
Campbell	CO					■		●	■	■			■	■
Dancer	CO		■	■		■	■		■	■			■	
Hagemann	CO		■			■	■		■		■		■	
Lawther	W				■	■	■		■				■	■
Noehren	CO		■	■		■		●					■	■
Rider	CO		■			■			■	■				■
Shull	CO		■			■	■	■			■	■		
ROTH	CO	■	■	■	■	■	■	■	★				■	
Panther Village	CO	■	■	■		■	■	■	★			■		

**Resources**

**Housing & Dining**  
[uhd.uni.edu/housing](http://uhd.uni.edu/housing)  
 1-319-273-2333

**Online Housing Contract**  
[uhd.uni.edu/housing/contract](http://uhd.uni.edu/housing/contract)

**Dorms**  
[uhd.uni.edu/housing](http://uhd.uni.edu/housing)

**Meal Plans Information**  
[uhd.uni.edu/meal-plans](http://uhd.uni.edu/meal-plans)

## Frequently Asked Questions

### How do I cancel my contract for housing?

If you are still enrolled as a student and move off-campus while still on contract with UNI, you may be charged a buyout fee. If you transfer to another university, return to your home country, or move to another dorms on campus, you will not be charged a fee for canceling.

### What is my housing and dining contract?

The housing and dining contract describes the commitment you made to the university and that the university makes to you regarding your on-campus housing and dining arrangements for the full academic year.

### How much is the application fee?

The housing application fee is \$50. This is a one-time non-refundable fee.

# Step 3 Prepare for departure

## Prior to your departure

Approximately one month prior to the beginning date of your program, you will receive in your email the "CIEP Pre-Arrival Information." This booklet has very important information concerning the following:

- Arrival Information
- Airport Pickup Information
- How to pay your university bill
- CIEP Mandatory Orientation
- Health Requirements Information
- Tips for studying in the CIEP
- Activities offered in CIEP
- Frequently Asked Questions

If you do not receive this information, you can also view it online at: [ciep.uni.edu/student-orientation/orientation-schedule](https://ciep.uni.edu/student-orientation/orientation-schedule)

## Travel Plans

If you book your airfare prior to receiving the Pre-Arrival Information, please remember to check your arrival date so you do not miss the orientation program. Once you have booked your airfare, you can complete the CIEP Arrival Information Form found at: <https://internationalengagement.uni.edu/ciep-arrival-form>

## Health Requirements

In your admission packet, you will also find a form titled "Immunization Record for International Students." Please complete this form and bring it with you to the Mandatory Health Screening during your CIEP Orientation. Please remember that all proof of vaccinations must be written in English.

### 2024-2025 SESSION DATES

**Spring 1 2024**  
January 17 – March 8

**Spring 2 2024**  
March 20 – May 10

**Summer 2024**  
June 11 – August 2

**Fall 1 2024**  
August 27 – October 18

**Fall 2 2024**  
October 23 – December 20

**Spring1 2025**  
January 21 – March 14

**Spring2 2025**  
March 26 – May 16

### Culture & Intensive English Program

University of Northern Iowa  
Maucker Union 113  
Cedar Falls, Iowa 50614-0511

**Telephone:** 319-273-2182

**Fax:** 319-273-3333

**Email:** [ciepadmissions@uni.edu](mailto:ciepadmissions@uni.edu)

**Website:** [www.uni.edu/ciep](http://www.uni.edu/ciep)



# DATES & FEES

University of Northern Iowa  
Culture & Intensive English Program

## TUITION & FEES (In-Person)

CIEP Tuition (8-week session)	\$2,650
Campus Housing (8-week contract)	\$2,492*
Health Insurance (per month)	\$192*
Books & Supplies	\$180*
University Fees	\$272.25*
CIEP Application Fee	\$75
Records & Enrollment Fee	\$75

## IMMUNIZATION REQUIREMENTS

Tuberculosis (TB Screening)**	\$115
Measles, Mumps, and Rubella (MMR)**	\$200

\*\* Usually covered by international student health insurance plan

## AIRPORT PICKUP SERVICE

Waterloo Iowa Airport (ALO)	\$35
Eastern Iowa Airport (CID)	\$120

\* These are approximate costs. The real cost may slightly vary.

For more information about **dates** visit:  
[www.uni.edu/ciep/about/dates](http://www.uni.edu/ciep/about/dates)

For more information about **fees**, visit:  
[www.uni.edu/ciep/about/fees](http://www.uni.edu/ciep/about/fees)

## Spring 1 2024

January 17 - March 8

Arrival Date:	January 9 -10
Orientation Begins:	January 11
Placement Testing: In-Person or Online	January 11

## Spring 2 2024

March 20 - May 10

Arrival Date:	March 16 - 17
Orientation Begins:	March 18
Placement Testing: In-Person or Online	March 18

## Summer 2024

June 11 - August 2

Arrival Date:	June 3 - 4
Orientation Begins:	June 5
Placement Testing: In-Person or Online	June 6

## Fall1 2024

August 27 - October 18

Arrival Date:	August 17 -18
Orientation Begins:	August 19
Placement Testing: In-Person or Online	August 19

## Fall 2 2024

October 23 - December 20

Arrival Date:	October 17
Orientation Begins:	October 21
Placement Testing: In-Person or Online	October 21